



RESIDENTIAL TIPS

simple
ways,
great
savings

RELIANCE

Energy


LIGHTS

Check these suggestions to minimizing the lighting load

- ▶ Make maximum use of natural daylight. Add a skylight to bring more sunshine to dark areas.
- ▶ While decorating your home, keep illumination in mind. Light coloured walls and ceilings reflect more light, making the room brighter.
- ▶ Make sure your everyone at home turns off all lights while leaving the room.
- ▶ When decorating your home, install clean lighting fixtures, lampshades and reflectors. A cleaner lamp gives a brighter output.

- ▶ If you are using multi-bulb fixtures, use lower wattage bulbs and save energy.
- ▶ Install motion-sensors for outside lighting. They turn the lights off when there is no motion and hence are ideal for passages, corridors and porch lighting.
- ▶ You can also use solar powered lights for outdoor lighting.
- ▶ You can change the light intensity by using dimmers that automatically detect and prevent energy wastage.
- ▶ Use task lighting instead of illuminating the whole room.
- ▶ Replace conventional lighting fixtures with EE ones. You can refer to the

replacement chart to decide the right replacement for your home lighting.



REFRIGERATORS

Check the suggestions to minimizing the refrigerator load

- ▶ Always ensure the refrigerator is installed in a well ventilated room.
- ▶ The refrigerator should not be near heat sources like heating equipment, windows, gas stoves, ovens etc
- ▶ Keep at least a 6 inches gap between walls and the refrigerator for circulation of air. This improves the cooling efficiency.
- ▶ Change temperature setting according to the seasons
- ▶ Keep 'automatic Ice maker' in OFF mode. Whenever required turn it on.
- ▶ Avoid frequent opening of refrigerator. Do not keep refrigerator door open for a long time.
- ▶ Allow hot foods to cool before placing them in the refrigerator.

- ▶ Cover liquids and wrap foods stored in the fridge. Uncovered foods release moisture, which puts a load on the compressor.
- ▶ Defrost single door refrigerators at regular intervals.
- ▶ Clean the door gasket and sealing surface regularly.
- ▶ Clean your refrigerator's coils (back) and air intake grill (below the doors) regularly.
- ▶ When buying a new fridge, look for the energy efficient star labelled Refrigerator. More the stars in red, more the efficiency and less the electricity consumption.
- ▶ To find more about energy efficient air fridges, please visit the website of Bureau of Energy Efficiency (BEE) at [http:// www.bee-india.nic.in/](http://www.bee-india.nic.in/)
- ▶ Look for the capacity appropriate for

your requirement.



WASHING MACHINE

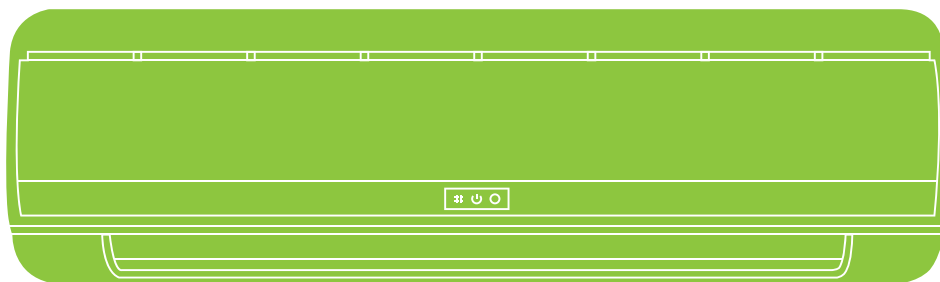
Check the suggestions to minimizing the washing machine Load

- ▶ Choose the capacity as per your requirement depending upon your family size, frequency of using the washing machine etc.
- ▶ Do not run the machine for multiple half loads. Instead use it for full loads only. The machine uses same amount of Electricity for half loads and full loads.
- ▶ Run Cold Water washing cycles instead of hot water cycles. It saves upto 90%

- of energy that is otherwise used by the machine to heat up the water.
- ▶ Always switch off Washing Machine from the "plug point switch" as a safety precaution and to prevent any "Stand-by Power Loss".
- ▶ Dry your clothes under sun or in natural air instead of drying them in the Washing Machine. It saves the power otherwise being used for the Drying cycle.
- ▶ Help the utility to control peak power demand by using non essential appliances before 10am or after 9pm



AIR CONDITIONING



Check the suggestions to minimizing the air conditioning load

- ▶ Allow adequate space for the installation, maintenance, and repairs of AC system.
- ▶ Place the condensing unit in a shady spot.
- ▶ Get the installation done by authorised professional personnel observing manufacturer's instructions.
- ▶ Use fan in stead of air conditioners whenever possible. They use much less energy.
- ▶ Do not set temperature setting too low as costs you additional power. 24°C is comfortable for human body and is recommended.
- ▶ Keep the room doors, windows

- and vents tightly shut when Air Conditioner is running, to prevent leakage of cooled air.
- ▶ Check the air conditioner settings. Make sure the 'fresh air' vent is closed. Open this vent once everyday for fresh air intake.
- ▶ Draw the curtains and drapes of the room during summer months to prevent solar heat gain.
- ▶ Clean the air conditioner filter every month.
- ▶ Air conditioner condenser should be cleaned periodically by seeking professional help.
- ▶ Recycle or recharge the air conditioner refrigerant every few years by seeking professional help.
- ▶ If your air conditioner is not giving

desired output, consider replacing it with a new Energy Efficient air conditioner.


- ▶ Look for the energy efficient BEE Star labeled air conditioner. More the stars in Red, more the EER (Energy Efficiency Ratio) and lesser the energy consumption.
- ▶ Use the ceiling fan along with the AC to increase the the circulation of cool air and to enhance the cooling effect.
- ▶ If wish to know more about energy efficient air conditioners visit the website of Bureau of Energy Efficiency (BEE) at www.bee-india.nic.in

WATER HEATERS

Check the suggestions to minimizing the Water Heaters Load

- ▶ Turn ON water heaters only when you are going to use the heated water.
- ▶ Avoid overflow of hot water through buckets. Turn off the water taps in wash-basin and shower when not in use even for a short time.
- ▶ Repair leakages in the water heater connectors and water taps immediately.
- ▶ Do not keep the storage type water heater 'ON' once your hot water requirement is over to avoid any standby heat loss.


- ▶ Always use water heaters with in-built thermostat to control the temperature of water.
- ▶ Carry out periodic maintenance to check the electrical connections, heating element and thermostat operation periodically.
- ▶ Keep the thermostat setting for water heaters to lower temperature for saving energy. The factory setting for thermostat is usually set at higher temperature around 60oC. A setting of 40-50oC is usually recommended.
- ▶ Use geysers with 'Seasonal Selection' control to optimize the energy consumption as per season.
- ▶ Choose from the Storage type (boiler) or Instant water heater depending upon your family size and requirement of hot water.
- ▶ For your next purchase pick BEE star labeled water heater. More the stars in RED, more the savings.
- ▶ Use Gas water heaters or Solar water heaters in place of electrical ones
- ▶ Solar water heaters also produce hot water during rainy season and winter.



COMPUTER & TV

Check the Suggestions to minimizing the Computer & TV Load

- ▶ Turn on the computer, monitor, printer only when you need.
 - ▶ Turning a computer on and off doesn't use any extra electricity and won't damage your computer.
 - ▶ On an average 50% of the power taken by a desktop is converted into heat. Hence switch it ON only when you need it.
 - ▶ Save power by turning off the computer monitor when you'll be away from it for more than 15 minutes.
 - ▶ Screen savers are NOT energy savers.
- Automatic switching to sleep mode or manually turning monitors off is always a better energy-saving strategy.
- ▶ Consider buying a laptop for your next computer upgrade. Laptops use upto 90% less energy than desktop computers.
 - ▶ Select the right-sized monitor / TV to meet your needs. The bigger the monitor, the more energy it uses.
 - ▶ Consider using flat panel liquid crystal display (LCD) monitors/ TVs versus conventional CRT monitors / TVs. LCD monitors provide up to 70% power savings and provide up to twice the lifespan of CRT monitors.



KITCHEN APPLIANCES

Check the suggestions to minimizing the Kitchen Appliances

- ▶ Turning on the appliances only when you are done with the preparation and are ready to operate it.
 - ▶ Defrost the frozen food before keeping into oven.
 - ▶ Minimising preheat time as per the requirement of food to be cooked and avoid energy wastage.
 - ▶ Cooking with a full oven. the energy required to cook multiple dishes together is less than cooking one dish at a time repeatedly.
 - ▶ Not opening the door of the oven to check if the food is done. every time you open the oven door, the oven temperature is lowered by around 25 degrees.
 - ▶ Selecting ovens with window that allow you to check food without opening the door.
 - ▶ Using glass or ceramic pans that reduces the energy requirement.
 - ▶ Turning off the oven a little before the food is ready. this completely utilizes the heat available inside.
- ▶ Use leftover heat in the oven to keep the food warm. Ovens retain heat for up to 30 minutes after they have been turned off.
 - ▶ Inspect the seal around the oven. If it is damaged or perished replace it.
 - ▶ Use microwave ovens in place of conventional electric ovens. Microwave oven cooks food faster and hence reduces the energy consumption substantially.
 - ▶ Microwave oven cooks food from the outside edge toward the centre of the dish, Hence while cooking more than one item, place larger and thicker items on the outside.
 - ▶ While using an electric kettle, do not use the keepwarm feature. In this mode kettle has to constantly keep reboiling every time the temperature of the liquid inside drops below a certain level, using extra electricity.
 - ▶ Only boil the amount of water required for your preparation.
 - ▶ Put lids on pans while cooking food.
 - ▶ Make use of Pressure Cooker for faster cooking.
 - ▶ To maximize the heat generation always use flat bottom pans on hot plates and electric stoves.
 - ▶ Use gas stoves rather than using electric ovens/ microwave ovens or electric stoves to save on electricity consumption.
 - ▶ Turn off the appliances from plug point switch as a safety precaution and to avoid any 'Stand By Power Loss' .
 - ▶ Standby Power is electrical power that a device consumes when not in present use, but plugged in to a source of power and ready to be used.
- It is the power consumed by appliances when they are turned off using a remote control and not from the 'Plug Point Switch'.
- The "Standby Power" of individual electronic device is typically very small, but the sum of all such devices within the household becomes significant.
- ▶ Turn off all electrical appliances from Plug Point Switch when not in use.
 - ▶ Turn off the battery chargers as soon as your mobile phone is charged.



